

**10:00 – 11:00 – PLENARY SESSION: Short and Sweet: using short films to promote creativity and communication**

**Kieran Donaghy, UAB Idiomes Barcelona**

[kieranthomasdonaghy@gmail.com](mailto:kieranthomasdonaghy@gmail.com)

In this hands-on workshop we'll explore how short films can be used in the classroom. We'll look at how we can use short films to promote creativity, and both oral and written communication by doing communicative activities based around a variety of short films. The session will be very practical and involve a lot of teacher participation. Teachers will come away with practical activities to use with their own students.

**11:10 – 11:55**

**Pictures that Tell the Truth: Deconstructing the Teaching/Learning Space**  
**Valéria França – CULTURA INGLESA**

[vbenevolofranca@gmail.com](mailto:vbenevolofranca@gmail.com)

Landscape historians rely on photos to reconstruct history. Teachers can look at photos of their teaching space and deconstruct these to understand the dynamics between space/learner and teacher interaction. Reflection about our teaching spaces will give rise to new images of desirable learning spaces.

**Multiple Intelligences and the classroom: going beyond VAK**

**Luiz Eduardo Ribeiro, CASA THOMAS JEFFERSON**

[contato@teacherdudu.com](mailto:contato@teacherdudu.com)

This presentation will show that we have more intelligences to work on than only VAK. The intention is to brainstorm how images, videos and games can help improve our students' learning process.

**Images for Training: How to Give Feedback on Class Observation**

**Nancy Lake – Oxford University Press**

One of the most difficult tasks teacher educators have is training people to give relevant feedback to teachers after observing classes. Setting the context for feedback can be enhanced by using images. Understanding how the parts of a class need to be commented and connected to the whole can also be illustrated by video or images. Finally, the importance of observation in our professional context can be discussed through imagery and metaphor.

Three sets of images will be used to discuss how to give feedback on class observation: PowerPoint, training videos and YouTube. Participants will analyze how these images can be adapted to different realities to train for class observation feedback.



**At the Speed of Change – The Benefits of Innovative Teaching**  
**Giselle Santos, CULTURA INGLESA**

[giselle.santos@culturainglesa.net](mailto:giselle.santos@culturainglesa.net)

At the end of your classes each day, can you say that you have done something new? The aim of this workshop is to activate our creative mindsets. Through practical examples, teachers will be invited to connect, discover, and share experiences that can lead to substantial learning. We will look at how images, sounds, and space play a significant role in our classrooms and learning environments. Get ready to change!



**Using Video in the ELT Classroom**  
**David Deubelbeiss, ENGLISH CENTRAL**

[david.deubelbeiss@englishcentral.com](mailto:david.deubelbeiss@englishcentral.com)

This workshop will outline the “best practices” for using video in the English language classrooms. There will be a practical focus on the “how” and “what” of video teaching. Teachers will learn practical activities they can use with any video and also discover the best videos for language teaching. The workshop will cover:

1. Rationale: Why should we use video in our teaching?
2. Affordances: What can we do with video?
3. Best practices: How can we use video well?
4. Examples. What makes a great language learning video?



**From Images to Deep Learning – A Whole-Brain Perspective**  
**Daniela Lyra & Denise de Felice – CASA THOMAS JEFFERSON**

[danilyra@yahoo.com](mailto:danilyra@yahoo.com)

[denisef@thomas.org.br](mailto:denisef@thomas.org.br)

This workshop aims at sharing ideas of how to integrate images and videos in the language classroom to trigger deeper learning by conducting activities that optimize whole-brain functioning. The presenters will demonstrate how images and videos can be explored to maximize learning from a brain-functioning perspective.



**14:30 – 15:30**

**Plenary – All your base are belong to us: video games, images & ELT**  
**Graham Stanley, British Council**  
[blogef@gmail.com](mailto:blogef@gmail.com)

Video games are now 50 years old. No longer the exclusive realm of kids, video games are played by people of all ages, including your students. An increase in the sophistication of computer graphics is partly the reason why they have become more popular. In this talk, I'll be talking about why teachers should be interested in video games and will share a number of practical activities using images taken from games that you can use in the language classroom.

**15:40 – 16:25**

**The Power of Movement and Image on Students' Language Production - PBL Experiences**  
**Roseli Serra – CULTURA INGLESA CASA FORTE**  
[rserra@gmail.com](mailto:rserra@gmail.com)

Teaching a language nowadays demands a lot from us teachers in order to meet our students' wants and needs. This workshop aims to present the audience with very interesting tools such as videos, songs and images which involve students, raise their level of motivation and lead them to a real sense of achievement and learner independence.

**Video Imaging: Integrating Brain Research to Enhance Learning – PART 1**  
**Denise de Felice & Lúcia Santos – CASA THOMAS JEFFERSON**  
[denisef@thomas.org.br](mailto:denisef@thomas.org.br)  
[lucias@thomas.org.br](mailto:lucias@thomas.org.br)

Presenters share knowledge about the brain, engaging participants in work which raises awareness of how brains learn best. Various dimensions of cerebral operations are illustrated by way of movie segments portraying classroom situations. Participants leave with a list of tips based on neuroscientific findings that facilitate effective teaching and learning.



**English in Moments: Gaming with Cambridge Apps!**  
**Daniela Meyer – CAMBRIDGE UNIVERSITY PRESS**

[dmeyer@cambridge.org.br](mailto:dmeyer@cambridge.org.br)

Now you can choose when and how to learn: anytime, anywhere, 30 seconds or 30 minutes, at home or on the go. Teach yourself the basics, or give yourself a challenge. Explore Cambridge University Press apps to find out more. The presenter will show you what's out there to help you learn and/or practice English with game-based activities!

**BYOD in Brazil + Some Apptivities**

**Ana Maria Menezes – CULTURA INGLESA UBERLÂNDIA**

[anamariacult@gmail.com](mailto:anamariacult@gmail.com)

This session aims to propose a reflection about mobile learning in Brazil and to explore different English learning activities involving images and videos.

**Video Editing in the Cloud, Inclusive Education and Culture Come Together**  
**Cláudia Batista & Ana Rosa Marwell - SECRETARIA DE EDUCAÇÃO DO DISTRITO FEDERAL**

[msbatista.prof@gmail.com](mailto:msbatista.prof@gmail.com)

[ana\\_marwell@yahoo.com](mailto:ana_marwell@yahoo.com)

Based on an international collaborative project, teachers and students from three countries met online to produce a video together sharing media in the Cloud. A highlight was the participation of special education needs and gifted students along with regular students to build language and intercultural competence.

**The Use of Gamification in Teaching English as a Foreign Language**  
**Vinícius Alves – ST. GILES**

[vinicius.alves@outlook.com](mailto:vinicius.alves@outlook.com)

Gamification is the use of game-elements in EFL teaching. The different elements are used in order to teach in a more enjoyable way where the aforementioned elements are familiar to young students.

**16:50 – 17:35**

**Transforming Sins into Virtues in Design for Learning**

**Carla Arena – CASA THOMAS JEFFERSON**

[carlaarena@gmail.com](mailto:carlaarena@gmail.com)

By showing some of our common “sins” when designing digital resources, the presenter aims at helping educators notice the power of good design to enhance learning and power up the use of visuals in the language classroom.



**Video Imaging: Integrating Brain Research to Enhance Learning – PART 2**  
**Denise de Felice & Lúcia Santos – CASA THOMAS JEFFERSON**

[denisef@thomas.org.br](mailto:denisef@thomas.org.br)

[lucias@thomas.org.br](mailto:lucias@thomas.org.br)

Presenters share knowledge about the brain, engaging participants in work which raises awareness of how brains learn best. Various dimensions of cerebral operations are illustrated by way of movie segments portraying classroom situations. Participants leave with a list of tips based on neuroscientific findings that facilitate effective teaching and learning.



**The Raw Power of an Interactive Classroom: Images and Videos**  
**Justine Arena – FREELANCE**

[justine@justinearena.com.br](mailto:justine@justinearena.com.br)

This session will explore how to use images and video for connecting students' interests and values with creative processes, such as creative writing, and presentation techniques, such as Pecha Kucha, to bring students' language skills to the next level.



**To Infinity and Beyond with Images**  
**Cleide Frazão – CASA THOMAS JEFFERSON**

[lexdok@yahoo.com](mailto:lexdok@yahoo.com)

This workshop aims at sharing ideas on how to explore images to trigger learning. The images used in the workshop are drawings illustrated by the presenter, who will demonstrate possible tasks that can be designed based on them.



**Harmonizing Traditional Language Practice and Mobile Devices Through Digital Photography**

**Vinicius Lemos – CASA THOMAS JEFFERSON**

[vvlemos@hotmail.com](mailto:vvlemos@hotmail.com)

People often say that a picture is worth a thousand words, but don't you think it is also worth a thousand activities? Learn how photos taken with smartphones and tablets can make the regular classroom language practice more fun, engaging and dynamic through activities suitable for different levels and ages.



**My Students Produced a Film so What Now?**

**Almerinda Garibaldi & Patricia Faustino - EDUCADORES GLOBAIS/CASA THOMAS JEFFERSON**


[almerinda.garibaldi@gmail.com](mailto:almerinda.garibaldi@gmail.com)

[patricia.faustino@gmail.com](mailto:patricia.faustino@gmail.com)


In this presentation we propose to show some student produced videos of teachers from public schools both in Sao Paulo and Brasilia and suggest activities that could be used to raise awareness in teenage students of topics that are considered important by other youth as themselves.

## BIODATAS


**Almerinda Garibaldi** holds an MA in Applied Linguistics from UNB and she is the President of Educadores Globais. She also volunteered for Partners of the Americas and worked as a teacher in the public sector for more than 25 years.

A blue square icon with a white eye graphic and the word 'FILM' in white capital letters below it.

**Ana Maria Menezes** is an EFL teacher, teacher developer, edtech specialist and researcher. Apart from teaching English to teenagers, she moderates an online course on tech integration for teachers. At the moment, she is writing her M.A. dissertation on social presence in virtual environments.


A purple square icon with a white eye graphic and the word 'VIDEO' in white capital letters below it.

**Ana Rosa Marwell** has a degree in Spanish and is a specialist in Inclusive Education. She works at Centro Interescolar de Línguas de Brasília with Special Education Needs students, including the deaf. Among her interests is digital storytelling.

A yellow square icon with a white eye graphic and the word 'IMAGES' in white capital letters below it.

**Carla Arena** works at Casa Thomas Jefferson and is responsible for the Ed Tech and Digital Communication area. She is passionate about teaching and considers herself a lifelong learner. She loves blogging, and you can join her at <http://carlaarena.com>

**Claudia Batista** has a degree in Social Communications and Teaching License in English. She is a public school teacher and is currently taking a Master's degree course in Applied Linguistics, at the University of Brasilia, developing research in intercultural competence.

A green square icon with a white eye graphic and the word 'GAMING' in white capital letters below it.

**Cleide Frazão** has been an EFL teacher for 22 years and constantly uses drawings to maximize opportunities for learning and facilitate comprehension of language structure.

**Daniela Lyra** is a teacher and member of the Ed-Tech Team at Casa Thomas Jefferson. She strongly believes technology can significantly maximize learning opportunities.

**Daniela A. Meyer** (MA in Applied Linguistics from the Federal University of Rio de Janeiro - UFRJ) is an Academic Consultant for Cambridge University Press. She has been a teacher and a teacher trainer in EFL for more than 30 years, having taught both in Brazil and abroad.

**David Deubelbeiss** is a professor, educational consultant and teacher trainer currently at the Schulich School of Education, Nipissing University, North Bay, Canada. He is a leader in promoting the use of technology in language teaching and the use of social media in education. He is the Director of Education at English Central. Find him online at his professional development community for



teachers, **EFL Classroom 2.0**. He espouses the simple teaching philosophy of “When one teaches, two learn.”

**Denise de Felice** is an Academic coordinator at CTJ; MA in Applied Linguistics from UnB; member of the Society for Neuroscience. Her main field of study relates to bridging brain research and teaching and learning.

**Giselle Santos** has taught English for over twenty years and currently works as an Academic Coordinator at the Cultura Inglesa RJ/BSB/RS/GO/ES. Her interests include innovation strategies, new technologies, and urban art.

**Graham Stanley** is the British Council's project manager for *Plan Ceibal English* in Uruguay. His special interest is in the use of emerging technologies in the language classroom. He is author of *Language Learning with Technology* (CUP, 2013) and co-author of *Digital Play: Computer games and language aims* (Delta, 2011), which was winner in the Innovation for Teacher Resources category at the British Council's ELT Innovation awards (ELTons) in 2012.

**Justine Arena** combines her international experience and passion for new technologies to engage her students in language learning.

**Kieran Donaghy** is a teacher, trainer and award-winning writer based in Barcelona particularly interested in the use of film in education. Kieran is the co-author of *Films in Health Sciences Education* and his website on the use of film in language teaching Film English <http://film-english.com/> won an ELTons Award for Innovation in Teacher Resources in 2013.


**Lúcia Santos** is currently the Executive Director at the Casa Thomas Jefferson. She holds an MA in Applied Linguistics from UnB. Her main field of interest is in English phonetics and phonology and the relationship of brain and learning.

**Luiz Eduardo Ribeiro** has been an English teacher since 2005. He took his Teacher Training Course at RLC schools in 2004. He is currently teaching at Casa Thomas Jefferson.


**Nancy Lake** is the Manager of Pre-Service Teacher Training for the CEL-LEP group. She has an MA in TEFL/TESL from the University of Birmingham (UK) and is a local tutor for the Distance MA Programme in Brazil. She is also a tutor for the Oxford Teaching Academy from the University of Oxford (UK), Online DELTA from Bell Centres and ICALT (Cambridge Teaching Awards). Nancy is a Regional Team Leader for Cambridge English examinations. She has a BSc from the University of Minnesota (US) in Spanish and French Education and graduate studies in ESL.



**Patricia Faustino** holds an MA in Applied Linguistics from UNB. She does volunteer work for Educadores Globais in development courses for public school teachers. She is retired from the public sector and also works for Casa Thomas Jefferson, where she has been a teacher for more than 27 years.




**Roseli Serra** has taught English for over 25 years. Psychologist, graduated in Language Arts, teacher trainer, e-moderator, ELT consultant, blogger and materials writer. She's doing a long-distance MA in ELT at the University of Reading in UK.



**Valéria França** has worked in ELT for over 20 years. She is the Head of Teacher Development at Cultura Inglesa S/A. She enjoys working alongside teachers and running development sessions. She is the First Vice President of BRAZ-TESOL.

**Vinícius Alves** has been teaching for 2 years. As a self-taught learner, studying interesting ways to teach EFL is his main goal as an EFL teacher.



**Vinicius Lemos** has been a teacher for 17 years. He is an online education and mobile learning enthusiast.

